

Gruppo di pressione con 2 pompe verticali multistadio acciaio inox completo di basamento con antivibranti, collettori di aspirazione e di mandata, valvole a sfera, valvole di non ritorno, con o senza 2 serbatoi a membrana.

Quadro elettrico completo di:

- Interruttore generale
- Interruttore magnetotermico

Circuito ausiliario in bassa tensione completo di trasformatore e fusibili di protezione.

Indice di efficienza minimo (BEP) MEI $\geq 0,4$

Impieghi: Per l'approvvigionamento d'acqua con aspirazione da pozzi. Per aumentare la pressione disponibile da una rete di distribuzione.

Pressure group with 2 multi multistage stainless steel vertical pumps complete with base-ment with antivibration device, suction and delivery manifold, ball valves and non-return valves, available with or without 2 membrane tanks.

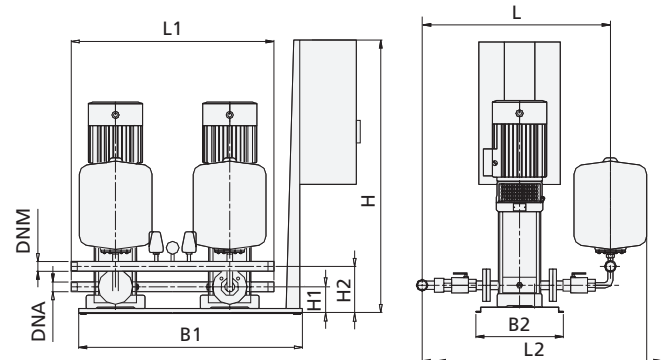
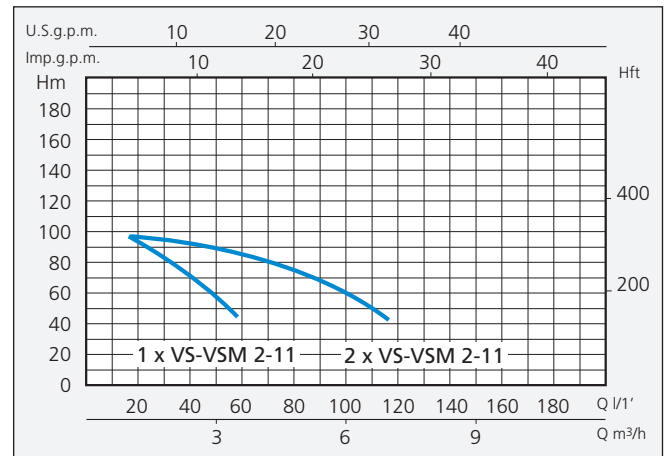
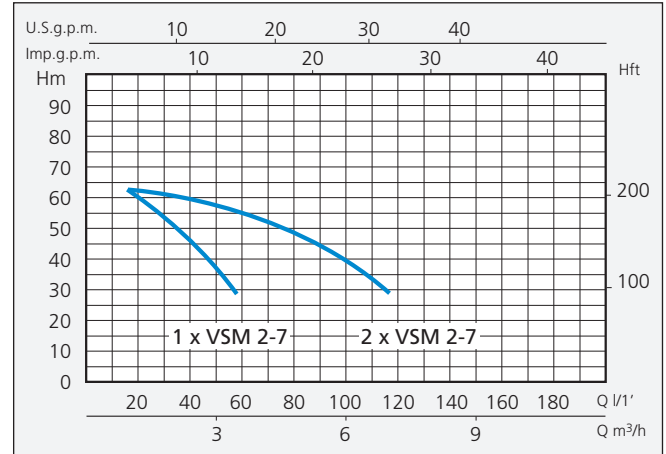
Electric box complete with:

- general switch
- thermic switch

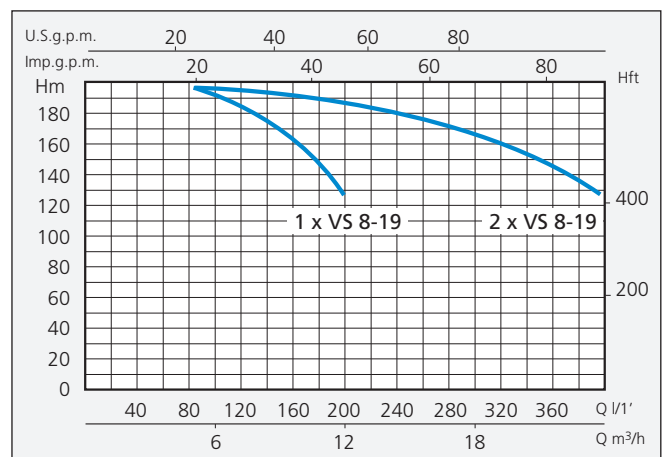
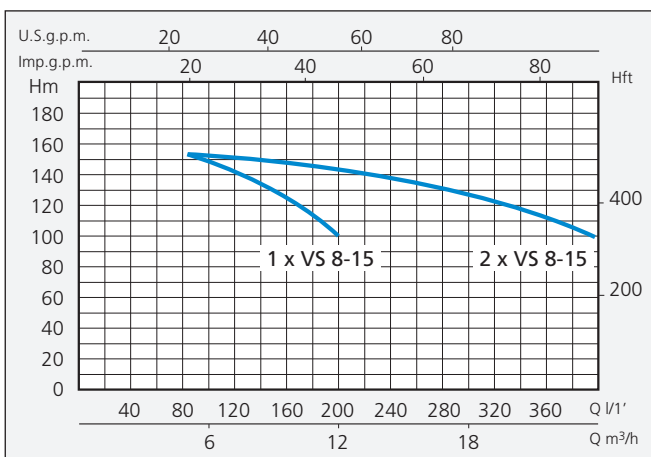
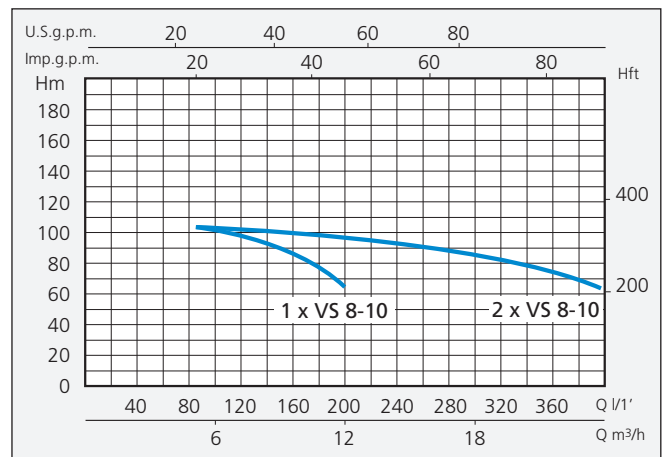
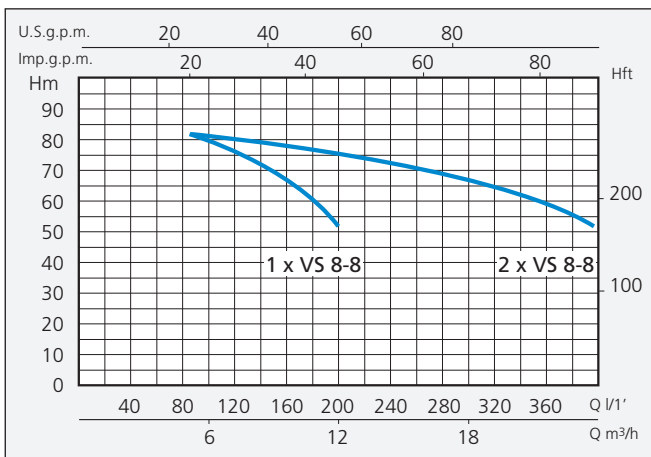
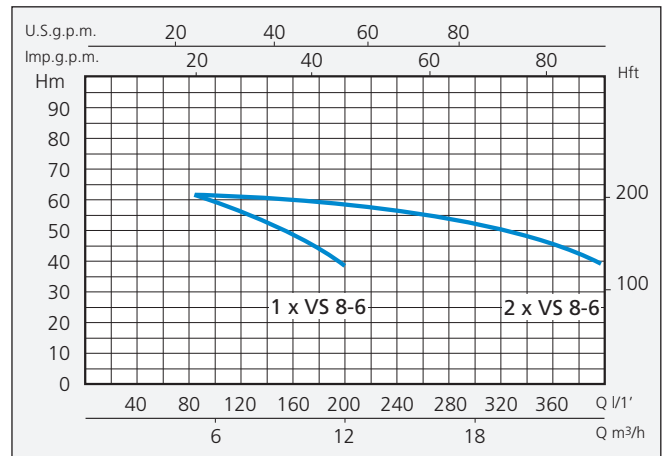
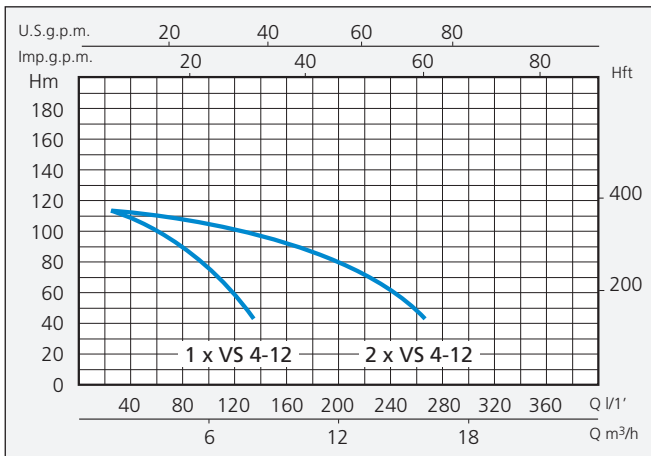
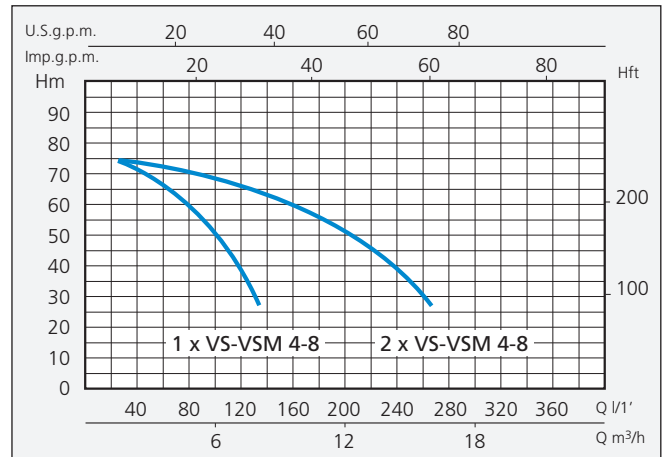
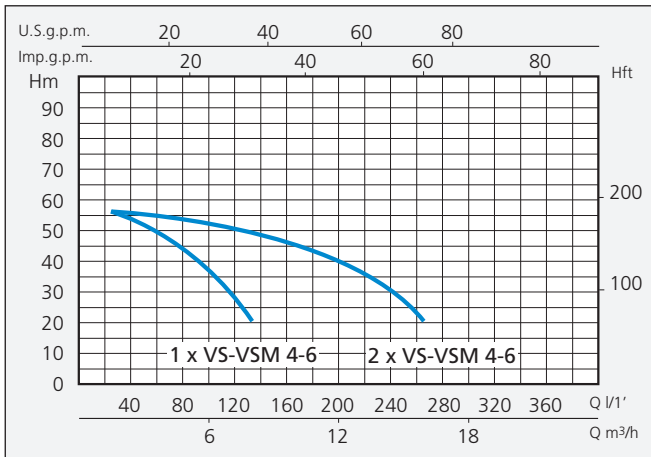
Low tension ancillary circuit complete with transformer and protecting cut-outs.

Minimum efficiency index (BEP) MEI $\geq 0,4$

Application: For water supply from wells and to increase pressure from a water system.



Monofase Single-phase	Trifase Three-phase	Potenza nominale Nominal power		Portata Capacity	Prevalenza Head	Collettori Collector		Dimensioni mm - Dimensions mm							
		kW	HP			DNA	DNM	B1	B2	H	H1	H2	L	L1	L2
230V-50Hz	400V-50Hz	0,75 + 0,75	1 + 1	70 - 50	2,5 ÷ 4	G1"½	G1"½	800	340	990	160	260	650	495	820
2 x VSM 2-7															
2 x VSM 2-11	2 x VS 2-11	1,1 + 1,1	1,5 + 1,5	80 - 60	3,5 ÷ 5	G1"½	G1"½	800	340	990	160	260	650	495	820
2 x VSM 4-6	2 x VS 4-6	1,1 + 1,1	1,5 + 1,5	120 - 80	2,5 ÷ 4	G2"	G2"	800	340	990	160	260	670	495	840
2 x VSM 4-8	2 x VS 4-8	1,5 + 1,5	2 + 2	120 - 90	3,5 ÷ 5	G2"	G2"	800	340	990	160	260	670	495	840
	2 x VS 4-12	2,2 + 2,2	3 + 3	140 - 120	4 ÷ 6	G2"	G2"	800	340	990	160	260	670	495	840
	2 x VS 8-6	2,2 + 2,2	3 + 3	220 - 160	3,5 ÷ 5	G2"½	G2"½	1100	500	1040	240	350	740	495	900
	2 x VS 8-8	3 + 3	4 + 4	230 - 180	4 ÷ 6	G2"½	G2"½	1100	500	1040	240	350	740	495	900
	2 x VS 8-10	4 + 4	5,5 + 5,5	240 - 200	5 ÷ 7	G2"½	G2"½	1100	500	1040	240	350	740	495	900
	2 x VS 8-15	5,5 + 5,5	7,5 + 7,5	250 - 220	6,5 ÷ 8	G2"½	G2"½	1100	500	1040	240	350	740	495	900
	2 x VS 8-19	7,5 + 7,5	10 + 10	260 - 230	6,5 ÷ 8	G2"½	G2"½	1100	500	1040	240	350	740	495	900



Gruppo di pressione con 2 pompe verticali multistadio acciaio inox completo di basamento con antivibranti, collettori di aspirazione e di mandata, valvole a sfera, valvole di non ritorno, con o senza 2 serbatoi a membrana.

Quadro elettrico completo di:

- Interruttore generale
- Interruttore magnetotermico

Circuito ausiliario in bassa tensione completo di trasformatore e fusibili di protezione.

Indice di efficienza minimo (BEP) MEI $\geq 0,4$

Impieghi: Per l'approvvigionamento d'acqua con aspirazione da pozzi.

Per aumentare la pressione disponibile da una rete di distribuzione.

Pressure group with 2 multi multistage stainless steel vertical pumps complete with base-ment with antivibration device, suction and delivery manifold, ball valves and non-return valves, available with or without 2 membrane tanks.

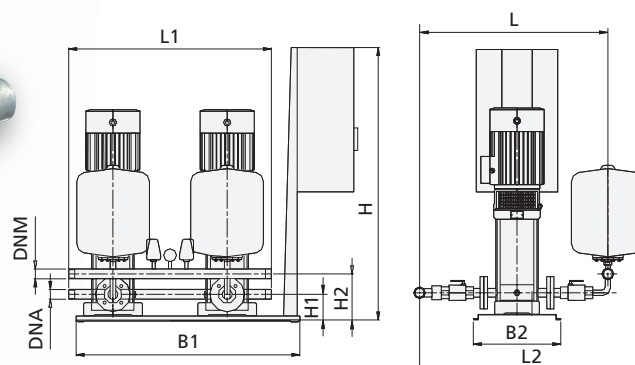
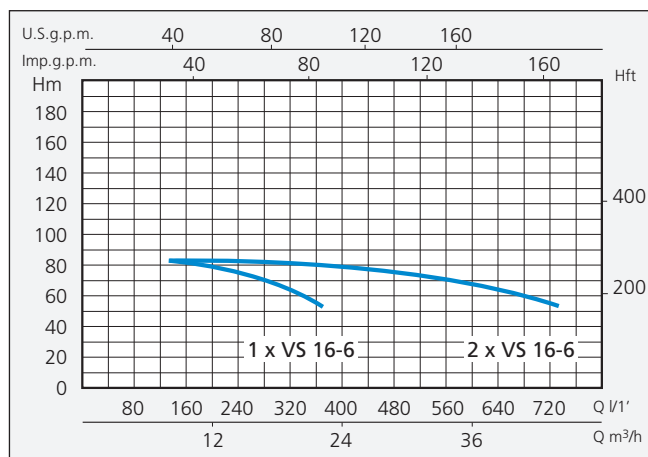
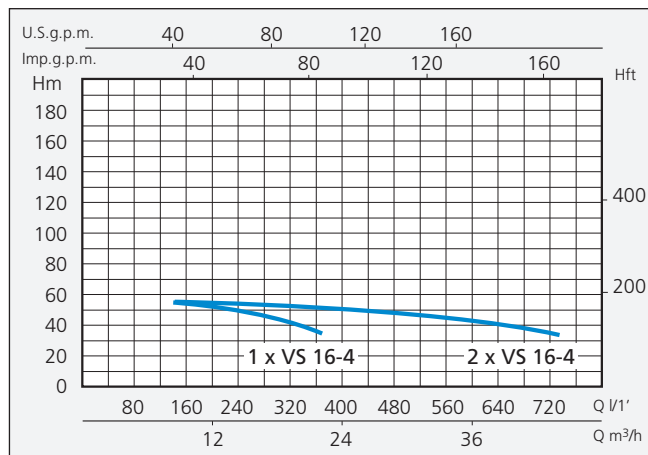
Electric box complete with:

- general switch
- thermic switch

Low tension ancillary circuit complete with transformer and protecting cut-outs.

Minimum efficiency index (BEP) MEI $\geq 0,4$

Application: For water supply from wells and to increase pressure from a water system.



Trifase Three-phase	Potenza nominale Nominal power		Portata Capacity	Prevalenza Head	Collettori Collector		Dimensioni mm - Dimensions mm									
	kW	HP			DNA	DNM	B1	B2	H	H1	H2	L	L1	L2		
400V-50Hz			1 x l/min	bar												
2 x VS 16-4	4 + 4	5,5 + 5,5	380 - 320	2,5 ÷ 4	G3"	G2"½	1100	500	1040	250	360	760	495	920		
2 x VS 16-6	5,5 + 5,5	7,5 + 7,5	430 - 360	3,5 ÷ 5	G3"	G2"½	1100	500	1040	250	360	760	495	920		
2 x VS 16-8	7,5 + 7,5	10 + 10	400 - 320	6,5 ÷ 8	G3"	G2"½	1100	500	1040	250	360	760	495	920		
2 x VS 20-5	5,5 + 5,5	7,5 + 7,5	480 - 400	3,5 ÷ 5	G3"	G2"½	1100	500	1040	250	360	760	495	920		
2 x VS 20-7	7,5 + 7,5	10 + 10	520 - 420	4 ÷ 6	G3"	G2"½	1100	500	1040	250	360	760	495	920		
2 x VS 20-10	11 + 11	15 + 15	550 - 480	6,5 ÷ 8	G3"	G2"½	1100	500	1040	250	360	760	495	920		
2 x VS 32-4	7,5 + 7,5	10 + 10	650 - 400	4 ÷ 6	G4"	G4"	1100	500	1040	280	390	800	495	960		
2 x VS 32-5	11 + 11	15 + 15	660 - 480	5 ÷ 7	G4"	G4"	1100	500	1040	280	390	800	495	960		
2 x VS 32-6	11 + 11	15 + 15	680 - 480	6,5 ÷ 8	G4"	G4"	1100	500	1040	280	390	800	495	960		
2 x VS 42-3	11 + 11	15 + 15	900 - 300	5 ÷ 7	G6"	G6"	1100	500	1040	320	430	850	495	1010		

